

6450130-3 ✓ ACTIVE

MULTI-BEAM

TE Internal #: 6450130-3

Rectangular Power Connectors, Header, Plug, Board-to-Board, 32

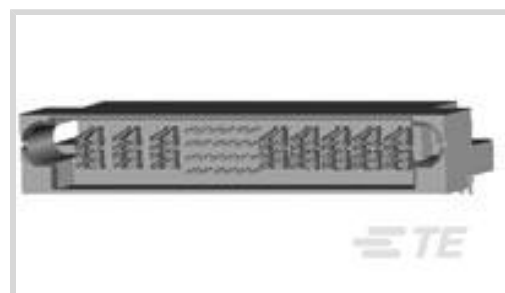
Position, 6.35 mm / 2.54 mm / 7.62 mm [.25 in / .3 in / .1 in]

Centerline

[View on TE.com >](#)



Connectors > Power Connectors > Rectangular Power > Rectangular Power Connectors



Rectangular Power Connector Type: **Header**

Connector & Housing Type: **Plug**

Connector System: **Board-to-Board**

Number of Positions: **32**

Centerline (Pitch): **2.54 mm, 6.35 mm, 7.62 mm [.1 in, .25 in, .3 in]**

Features

Product Type Features

Header Type	Fully Shrouded
Rectangular Power Connector Type	Header
Connector & Housing Type	Plug
Connector System	Board-to-Board
Sealable	No
Connector & Contact Terminates To	Printed Circuit Board

Configuration Features

Mating & Unmating Configuration	Sequencing
Number of Positions	32
PCB Mount Orientation	Right Angle
Number of Power Positions	8
Number of Signal Positions	24
Number of Rows	4

Electrical Characteristics

Operating Voltage	60 VDC, 200 VDC, 300 VDC
-------------------	--------------------------

Contact Features

Power Contact Base Material	Tin
Contact Underplating Material	Nickel



Contact Current Rating (Max)	42 A
Contact Retention Within Housing	Without
Contact Type	Blade, Pin
PCB Contact Termination Area Plating Material	Tin
Contact Mating Area Plating Material	Gold Flash over Palladium Nickel
Contact Mating Area Plating Material Thickness	.076 μm [3 μin]
Underplate Material Thickness	4.19 μm

Termination Features

Termination Post & Tail Length	4.19 mm[.165 in]
Termination Method to Printed Circuit Board	Through Hole - Solder

Mechanical Attachment

PCB Mount Retention	With
PCB Mount Retention Type	Boardlock
Connector Mounting Type	Board Mount
Mating Retention Type	Boardlock

Housing Features

Centerline (Pitch)	2.54 mm, 6.35 mm, 7.62 mm[.1 in][.25 in][.3 in]
Housing Color	Black
Housing Material	High Temperature Thermoplastic

Dimensions

Row-to-Row Spacing	2.54 mm[.1 in]
--------------------	----------------

Usage Conditions

Operating Temperature Range	-20 – 105 $^{\circ}\text{C}$ [-4 – 221 $^{\circ}\text{F}$]
-----------------------------	---

Operation/Application

Circuit Application	Power & Signal
---------------------	----------------

Industry Standards

UL Flammability Rating	UL 94V-0
Glow Wire Rating	High Temperature Part - Not Glow Wire

Packaging Features

Packaging Method	Box
------------------	-----

Product Compliance



[For compliance documentation, visit the product page on TE.com>](#)

EU RoHS Directive 2011/65/EU	Compliant
EU ELV Directive 2000/53/EC	Compliant
China RoHS 2 Directive MIIT Order No 32, 2016	No Restricted Materials Above Threshold
EU REACH Regulation (EC) No. 1907/2006	Current ECHA Candidate List: JUNE 2022 (224) Candidate List Declared Against: JUNE 2022 (224) Does not contain REACH SVHC
Halogen Content	Not Low Halogen - contains Br or Cl > 900 ppm.
Solder Process Capability	Wave solder capable to 265°C

Product Compliance Disclaimer

This information is provided based on reasonable inquiry of our suppliers and represents our current actual knowledge based on the information they provided. This information is subject to change. The part numbers that TE has identified as EU RoHS compliant have a maximum concentration of 0.1% by weight in homogenous materials for lead, hexavalent chromium, mercury, PBB, PBDE, DBP, BBP, DEHP, DIBP, and 0.01% for cadmium, or qualify for an exemption to these limits as defined in the Annexes of Directive 2011/65/EU (RoHS2). Finished electrical and electronic equipment products will be CE marked as required by Directive 2011/65/EU. Components may not be CE marked. Additionally, the part numbers that TE has identified as EU ELV compliant have a maximum concentration of 0.1% by weight in homogenous materials for lead, hexavalent chromium, and mercury, and 0.01% for cadmium, or qualify for an exemption to these limits as defined in the Annexes of Directive 2000/53/EC (ELV). Regarding the REACH Regulation, the information TE provides on SVHC in articles for this part number is based on the latest European Chemicals Agency (ECHA) 'Guidance on requirements for substances in articles' posted at this URL: <https://echa.europa.eu/guidance-documents/guidance-on-reach>

Compatible Parts

 <p>TE Part # 6450550-1 MBXL VERT RCPT 3ACP+24S+5P</p>	 <p>TE Part # 6450170-2 MBXL R/A RCPT 3ACP+24S+5P</p>
---	---

Documents

Product Drawings

[MBXL R/A HDR 3ACP+24S+5P](#)

English

CAD Files

[Customer View Model](#)



[ENG_CVM_CVM_6450130-3_K1.2d_dxf.zip](#)

English

[3D PDF](#)

3D

Customer View Model

[ENG_CVM_CVM_6450130-3_K1.3d_igs.zip](#)

English

Customer View Model

[ENG_CVM_CVM_6450130-3_K1.3d_stp.zip](#)

English

By downloading the CAD file I accept and agree to the [Terms and Conditions](#) of use.

Datasheets & Catalog Pages

[2_PIECE_POWER_CONNECTORS_qrg_4-1773458-1](#)

English

Product Specifications

[Application Specification](#)

English